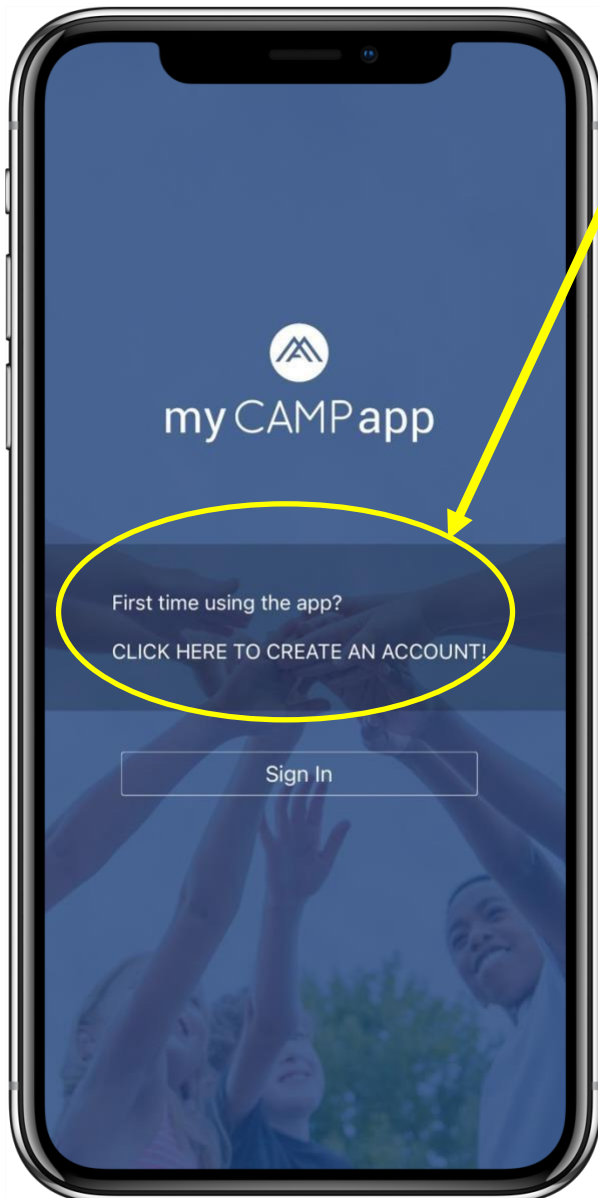




APP QUICK START GUIDE

We are so excited to introduce our mobile app for UNC Charlotte Camps on Campus!

Login to view camp news, photos, announcements, contact info and more. Everything you need is easily and readily accessible in one single place, right at your fingertips



3 SIMPLE STEPS

- 1- Download app from App Store or Google Play. Search for **"myCAMPapp"**
- 2- Tap "Create an Account", enter code: **9201** , enter your email address. (IMPORTANT: you must use the same email address that you used when registering for camp), enter a password.
- 3- Go back to the login screen and sign in the app with your email and new password.



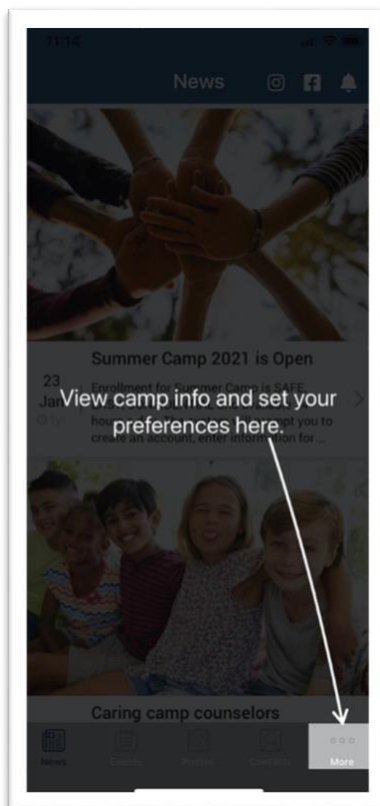
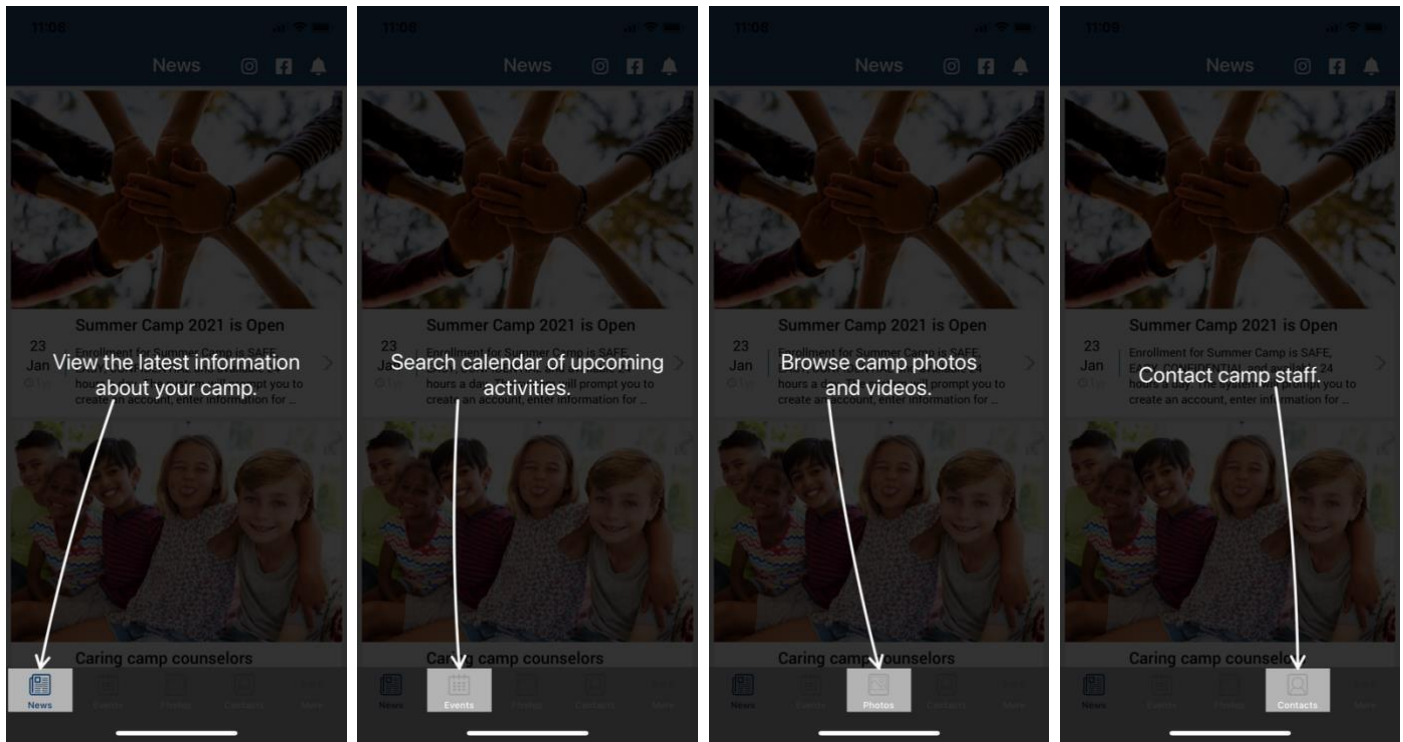
Check back often
for news, photos & videos!

Questions? Please contact
youthprograms@charlotte.edu

Technical difficulties? Please contact
appsupport@campmanagement.com

USING THE APP

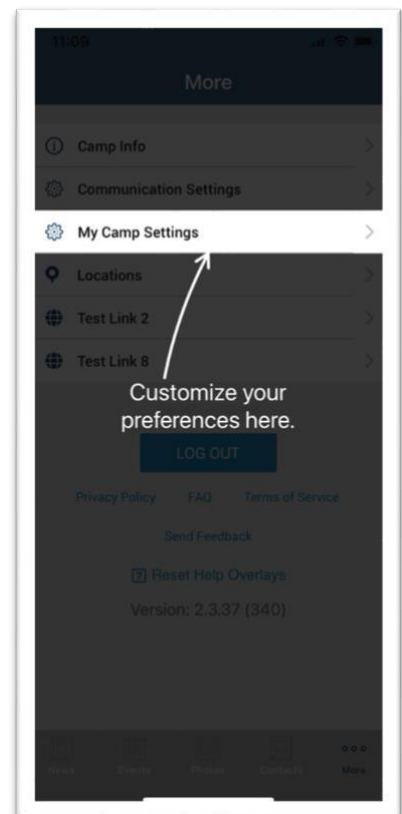
When you first sign in the app you will see a “help overlay” tutorial that will highlight the various features and capabilities of the app.



CUSTOMIZE YOUR SETTINGS

You can personalize your experience with the app and select what category of information to view and be notified about.

1. Navigate to the “More” tab
2. Select “My Camp Settings”
3. Tap Edit/Save to update your preferences



PERMISSIONS

As you navigate through the app you will be prompted for “permissions” which are standard for both Android and iOS devices. Some of the permission our app may request are:

1. **Push notifications** – this allows you to receive our instant messages. Make sure you accept!
2. **Calendar** – this allows the app to save events and set reminders in your main calendar.
3. **Camera and/or Photos** – this allows you to access your device’s camera to save photos to your gallery.
4. On Android devices only there may be a permission to “**make and manage phone calls**” which allows you to call our camp with one tap from the app.

Please accept all permission requests to get the most out of our app.

We will use **Push Notification** to send friendly reminders and last minute updates.

If you have rejected a permission and later change your mind, simply go to the Settings app on your device – scroll down until you find our app and then just tap on it to view and edit your permission.